



Victoria Propeller Ltd.

Website: www.vicprop.com Email: sales@vicprop.com

Call Toll Free: 1-800-665-0616



Baeksan Propeller Catalogue May 2010

Cobble Hill

3385 Trans Canada Hwy
Cobble Hill, B.C.
V0R 1L0
Phone: (250) 743-8151

Nanaimo

1650 Belford Ave.
Nanaimo, B.C.
V9S 4A9
Phone: (250) 753-9700



Honda


HONDA MARINE

8 – 15 hp Thru-Hub Exhaust, and 8 Tooth Spline

BF 8.....2000 & Newer

BF 9.9.....1998 & Newer


BF 15.....All Years

Photo	Class	Diameter x Pitch	Vicprop Part No.	OEM Part No.	Price	Drive Hub
	A	9 1/4" X 8"	BIM-H015080	58130-ZV4-008AH	\$85.32	Rubber Bushing 8 Splines
		9 1/4" X 9"	BIM-H015090	58130-ZV4-009AH		
		9 1/4" X 9 3/4"	BIM-H015097			
		9 1/4" X 10 1/2"	BIM-H015105	58130-ZV4-010AH		

25 – 30 hp Thru-Hub Exhaust, and 10 Tooth Spline

BF 25.....All Years

BF 30.....All Years

Photo	Class	Diameter x Pitch	Vicprop Part No.	OEM Part No.	Price	Drive Hub
	B	9 7/8" X 9"	BIM-H030090	58130-ZV7-009AH	\$91.06	Rubber Bushing 10 Splines
		9 7/8" X 10"	BIM-H030100	58130-ZV7-010AH		
		9 7/8" X 11"	BIM-H030110	58130-ZV7-011AH		
		9 7/8" X 12"	BIM-H030120	58130-ZV7-012AH		


To Order, Call 1-800-665-0616, or Fax (250) 743-0944, or email sales@vicprop.com

 **BS.PRO**
BaekSan Propeller Co., Ltd.


Honda

HONDA MARINE

35 – 50 hp Thru-Hub Exhaust, and 13 Tooth Spline

BF 35.....1991 to 1994		BF 40.....1995 & Newer		BF 45.....1991 to 1994		BF 50.....1995 & Newer		BF 50A.....1995 & Newer	
Photo	Class	Diameter x Pitch	Vicprop Part No.	OEM Part No.	Price	Drive Hub			
	C	12 1/4" X 9"	BIM-H050090	58130-ZV5-009AH	\$104.51	Rubber Bushing 13 Splines			
		11 3/4" X 10"	BIM-H050100						
		11 5/8" X 11"	BIM-H050110	58130-ZV5-011AH					
		11 3/8" X 12"	BIM-H050120	58130-ZV5-012AH					
		11 1/8" X 13"	BIM-H050130	58130-ZV5-013AH					
		11 1/4" X 14"	BIM-H050140	58130-ZV5-014AH					

75 – 130 hp Thru-Hub Exhaust, and 15 Tooth Spline

BF 75.....1999 & Newer		BF 90.....1999 & Newer		BF 115.....1998 & Newer		BF 130.....1998 & Newer			
BF 75.....1995 thru 1998 Use Mercury Prop		BF 90.....1995 thru 1998 Use Mercury Prop							
Photo	Class	Diameter x Pitch	Vicprop Part No.	OEM Part No.	Price	Drive Hub			
	D	14" X 13"	BIM-H090130	58134-ZW1-013AH	\$123.12	Drop in hub kit, BPC Hub D-H-PB, supplied with propeller 15 tooth spline			
		13 3/4" X 15"	BIM-H090150	58134-ZW1-015AH					
		13 1/4" X 17"	BIM-H090170	58134-ZW1-017AH					
		13" X 19"	BIM-H090190	58134-ZW1-019AH					
		12 3/4" X 21"	BIM-H090210	58134-ZW1-021AH					
		14" x 13"	BIM-H090130NH		\$103.12	Prop only – No hub Kit.			
		13 3/4" X 15"	BIM-H090150NH						
		13 1/4" X 17"	BIM-H090170NH						
		13" X 19"	BIM-H090190NH						
		12 3/4" X 21"	BIM-H090210NH						

Notes - Please use caution installing propellers on some models of 75 ~ 130 hp engines.
Ensure correct forward thrust washer is used so the propeller is properly spaced away from the gear case.
For 75 ~ 90 hp 1999 & Newer, and 115 ~ 130hp 1998 & Newer, Use Honda hub kit.
For 75 ~ 90 hp engines, Model years 1995 thru 1998, Use Mercury Hub Kit.

To Order, Call 1-800-665-0616, or Fax (250) 743-0944, or email sales@vicprop.com

 **BS.PRO**
BaekSan Propeller Co., Ltd.


Johnson/Evinrude

EVINRUDE
Johnson




9.9 – 15 hp Thru-Hub Exhaust, and 13 Tooth Spline

9.9, 15 hp.....1974 & Newer 8, 9.9, 15 hp.....Four Stroke 1995 & Newer

Photo	Class	Diameter x Pitch	Vicprop Part No.	OEM Part No.	Price	Drive Hub
	A	9 1/2" X 10"	BIM-JE015100	778772	\$73.56	Rubber Bushing 13 Splines

20 – 35 hp 2 Stroke Thru-Hub Exhaust, and 14 Tooth Spline

20 hp 2 cyl.....1984 – 1997 25 hp 2 & 3 cyl.....1984 & Newer 25 hp commercial.....1993 & Newer
30 hp 2cyl.....1984 & Newer 35 hp 2 & 3 cyl.....1973 & Newer

Photo	Class	Diameter x Pitch	Vicprop Part No.	OEM Part No.	Price	Drive Hub
	B	10" X 13"	BIM-JE025130	778863	\$88.80	Rubber Bushing 14 Splines
		10" X 15"	BIM-JE025150	763486		

To Order, Call 1-800-665-0616, or Fax (250) 743-0944, or email sales@vicprop.com




Johnson/Evinrude

EVINRUDE
Johnson



20 – 30 hp 4 Stroke (Uses Suzuki Propeller) Thru-Hub Exhaust, and 10 Tooth Spline

25, 30 hp.....4 Stroke 2000 & Newer


Photo	Class	Diameter x Pitch	Vicprop Part No.	OEM Part No.	Price	Drive Hub
	B	10 1/4" X 11"	BIM-SZ030110		\$88.80	Rubber Bushing 10 Splines

40 – 75 hp 2 Stroke, Small Gearcase Thru-Hub Exhaust, and 13 Tooth Spline

40 hp 2 cyl.....1984 & Newer
60 hp 2cyl.....1980 - 1985

48 hp.....1987 - 1996
75 hp 3 cyl.....1975 -1985

50 hp.....1975 & Newer


Photo	Class	Diameter x Pitch	Vicprop Part No.	OEM Part No.	Price	Drive Hub
	C	12 1/2" X 13"	BIM-JE050130	763461	\$104.05	Rubber Bushing 13 Splines
		12 1/4" X 15"	BIM-JE050150	778774		

To Order, Call 1-800-665-0616, or Fax (250) 743-0944, or email sales@vicprop.com

BS.PRO
BaekSan Propeller Co., Ltd.


40 – 50 hp 4 Stroke (Uses Suzuki Propeller) Thru-Hub Exhaust, and 13 Tooth Spline

25, 30 hp.....4 Stroke 2000 & Newer

Photo	Class	Diameter x Pitch	Vicprop Part No.	OEM Part No.	Price	Drive Hub
	c	11 1/2" X 12"	BIM-SZ040120	778608	\$104.05	Rubber Bushing 13 Splines
		11 1/2" X 14"	BIM-SZ050140	778610		

40 – 140 hp Large Gearcase Thru-Hub Exhaust, and 13 Tooth Spline

40hp E-Tec.....2004 & Newer	55hp 3 cyl.....1968 – 1969	70hp 4stroke ..1998 & Newer	90hp 4stroke ..2003 & Newer	120hp.....1986 – 1994
45hp 2 cyl.....1986 & Newer	60hp comm.1970-71, 1986+	75hp 3 cyl.....1975 – 1984	100hp.....1979-80, 1988-93	125hp.....1971 – 1972
50hp E-Tec.....2004 & Newer	60hp E-Tec.....2004 & Newer	75hp E-Tec.....2004 & Newer	110hp.....1986 – 1989	130hp E-Tec...2004 & Newer
50hp comm.....1977 – 1979	60hp 4stroke ..1998 & Newer	85hp.....1969-80, 1991-95	112hp.....1994 – 1996	135hp.....1973 – 1976
50hp 2 cyl.....1971 – 1974	65hp comm.....1984 & Newer	88hp.....1981 – 1996	115hp.....1973 & Newer	140hp.....1977 – 1994
50hp 3 cyl.....1994 & Newer	65hp 3 cyl.....1972 – 1973	90hp.....1981 & Newer	115hp E-Tec.....2004 & Newer	140hp 4stroke ..2003 & Newer
55hp comm.1980 & Newer	70hp 3 cyl.....1974 & Newer	90hp E-Tec.....2004 & Newer	115hp 4stroke ..2003 & Newer	

Photo	Class	Diameter x Pitch	Vicprop Part No.	OEM Part No.	Price	Drive Hub
	D	14" X 13"	BIM-JE140130	763302	\$123.12	Rubber Bushing 13 Splines
		13 3/4" X 15"	BIM-JE140150	763466		
		14" X 17"	BIM-JE140170	763463		

Johnson/Evinrude

EVINRUDE
Johnson



90 – 300 hp Thru-Hub Exhaust, and 15 Tooth Spline

90hp.....1995 & Newer	120 – 140hp.....1985	150hp.....1978 & Newer	200hp.....1976 & Newer	275hp.....1986 – 1988
90hp E-Tec EL.....2004 & Newer	130hp 1995 & Newer	155hp comm.....1993 & Newer	225hp.....1986 & Newer	300hp.....1986 – 1995
100hp comm.....1984 & Newer	140hp 25".....1989 – 1994	175hp.....1977 & Newer	235hp.....1978 – 1985	2.6L.....1984 – 1985
115hp.....1995 & Newer	150hp comm.....1993 & Newer	185hp.....1984 - 1985	250hp.....1991 & Newer	3.6L.....1986 - 1987

Photo	Class	Diameter x Pitch	Vicprop Part No.	OEM Part No.	Price	Drive Hub
	E	15 1/2" X 13"	BIM-JE250130	763453	\$138.36	Rubber Bushing 15 Splines
		15 1/2" X 15"	BIM-JE250150	763471		
		15" X 17"	BIM-JE250170	763467		

To Order, Call 1-800-665-0616, or Fax (250) 743-0944, or email sales@vicprop.com


BS.PRO
BaekSan Propeller Co., Ltd.

Mercury / Mariner




6 – 15 hp Thru-Hub Exhaust, and 8 Tooth Spline

6 hp.....2 stroke 1986 & Newer 9.9 hp.....2 stroke 1986 & Newer 15 hp.....2 & 4 stroke 1989 & Newer 8 hp.....4 stroke – Use Tohatsu Prop
 8 hp.....2 stroke 1986 & Newer 10 hp.....1995 & Newer Not for Bigfoot Motors

Photo	Class	Diameter x Pitch	Vicprop Part No.	OEM Part No.	Price	Drive Hub
	A	9" X 9"	BIM-MM015090	48-828158A12	\$73.56	Rubber Bushing 8 Splines

9.9 – 25 hp Thru-Hub Exhaust, and 10 Tooth Spline

9.9 hp.....Bigfoot 4 stroke 1999 & Newer 18 hp.....1980 – 1985 25 hp.....2 stroke 1980 & Newer
 15 hp.....Bigfoot 4 stroke 1999 & Newer 20 hp.....1986 & Newer


Photo	Class	Diameter x Pitch	Vicprop Part No.	OEM Part No.	Price	Drive Hub
	B	10 3/8" X 13"	BIM-MM025130	48-19640A40	\$88.80	Rubber Bushing 10 Splines

Mercury / Mariner




25 – 30 hp 4 Stroke (Uses Tohatsu Propeller) Thru-Hub Exhaust, and 10 Tooth Spline

25 hp.....4 stroke 2006 & Newer 30 hp.....4 stroke 2006 & Newer

Photo	Class	Diameter x Pitch	Vicprop Part No.	OEM Part No.	Price	Drive Hub
	B	9 7/8" X 9"	BIM-TN030090		\$91.06	Rubber Bushing 10 Splines
		9 7/8" X 10"	BIM-TN030100			
		9 7/8" X 11"	BIM-TN030110			
		9 7/8" X 12"	BIM-TN030120			

25 – 70 hp Thru-Hub Exhaust, and 13 Tooth Spline

Model 402, 500, & 700.....1977 – 1984 35 hp.....1984 – 1989 50 hp.....2 & 4 stroke Not Bigfoot 1977 & Newer
 25 hp.....Bigfoot 4 stroke 1999 – 2005 40 hp.....2 & 4 stroke Not Bigfoot 1977 & Newer 60 hp.....2 stroke Not Bigfoot 1978 & Newer
 30 hp.....2 & 4 stroke 1994 - 2005 45 hp.....1986 - 1989 70 hp.....trhu 1983

Photo	Class	Diameter x Pitch	Vicprop Part No.	OEM Part No.	Price	Drive Hub
	C	12 1/4" X 9"	BIM-MM050090	48-87818A10	\$104.05	Rubber Bushing 13 Splines
		12" X 10 1/2"	BIM-MM050105	48-42740A10		
		11 1/4" X 10"	BIM-MM050100	48-73132A40		
		10 7/8" X 11"	BIM-MM050110	48-85623A40		
		10 5/8" X 12"	BIM-MM050120	48-73134A40		
		10 3/8" X 13"	BIM-MM050130	48-73136A40		
		10 1/4" X 14"	BIM-MM050140	48-73138A40		

To Order, Call 1-800-665-0616, or Fax (250) 743-0944, or email sales@vicprop.com

Mercury / Mariner



40 – 140 hp

Thru-Hub Exhaust, and 15 Tooth Spline

40 & 50 hp.4 stroke Bigfoot all years 70 hp.....1987 – 1989 75 hp.....2 & 4 stroke 1984 & Newer 80 hp.....1978 - 1989	90 hp.....2 & 4 stroke 1978 & Newer 100 hp.....1988 & Newer 115 hp.....1978 & Newer 115 hp.....4 stroke 2001 & Newer	125 hp.....1994 & Newer 140 hp.....1978 – 1981 650.....4cyl 1961 – 1970 650.....2cyl thru 1971	800, 850.....6cyl thru 1972 800, 850.....4cyl 1972 – 1977 900, 1500.....thru 1977 60 hp.....Bigfoot Sea-Pro 1995 +	60 hp Sea Pro/Marathon 1995 + 75 hp Sea Pro/Marathon all years 80 hp Mariner 1978 -1983
--	---	---	---	---

Photo	Class	Diameter x Pitch	Vicprop Part No.	OEM Part No.	Price	Drive Hub	
	D	14" X 10"	BIM-MM115100	48-854342A45	\$123.12	Drop in hub kit, BPC Hub D/E-M-PB, supplied with propeller 15 tooth spline	
		14" X 13"	BIM-MM115130	48-77340A45			
		13 3/4" X 15"	BIM-MM115150	48-77342A45			
		13 1/4" X 17"	BIM-MM115170	48-77344A45			
		13" X 19"	BIM-MM115190	48-77346A45			
		12 3/4" X 21"	BIM-MM115210	48-77348A45			
		14" X 10"	BIM-MM115100NH		\$103.12		Prop only – No hub Kit.
		14" X 13"	BIM-MM115130NH				
		13 3/4" X 15"	BIM-MM115150NH				
		13 1/4" X 17"	BIM-MM115170NH				
	13" X 19"	BIM-MM115190NH					
	12 3/4" X 21"	BIM-MM115210NH					

135 – 300 hp

Thru-Hub Exhaust, and 15 Tooth Spline

135 hp.....1987 & Newer 150 hp.....1978 & Newer 175 hp.....1978 & Newer	200 hp.....1978 & Newer 220 hp.....1987 -1988 225 hp.....1980 & Newer	225 hp SeaPro/Marathon all years 250 hp.....1994 & Newer 275 hp.....1990 - 1994	300 hp.....1983, 1999 & Newer 3.4 L.....1984 – 1986 Includes DFI, EFI, Magnum, Offshore, Sea Pro & XRI
---	---	---	--

Photo	Class	Diameter x Pitch	Vicprop Part No.	OEM Part No.	Price	Drive Hub	
	E	16" X 13"	BIM-MM250130	48-78114A45	\$138.36	Drop in hub kit, BPC Hub D/E-M-PB, supplied with propeller 15 tooth spline	
		15 1/4" X 15"	BIM-MM250150	48-78116A45			
		15" X 17"	BIM-MM250170	48-832828A45			
		14 1/2" X 19"	BIM-MM250190	48-832830A45			
		14 1/4" X 21"	BIM-MM250210	48-823832A45			
		14" X 23"	BIM-MM250230	48-832834A45			
		16" X 13"	BIM-MM250130NH		\$118.36		Prop only – No hub Kit.
		15 1/4" X 15"	BIM-MM250150NH				
		15" X 17"	BIM-MM250170NH				
		14 1/2" X 19"	BIM-MM250190NH				
	14 1/4" X 21"	BIM-MM250210NH					
	14" X 23"	BIM-MM250230NH					

To Order, Call 1-800-665-0616, or Fax (250) 743-0944, or email sales@vicprop.com




Suzuki




9.9 – 15 hp Thru-Hub Exhaust, and 10 Tooth Spline

DT 9.9.....1983 – 1987 DF 9.9.....4 stroke 1997 & Newer DT 15.....1983 – 1988 DT 15C.....1989 – 1997 DT 15.....4 stroke 1997 & Newer

Photo	Class	Diameter x Pitch	Vicprop Part No.	OEM Part No.	Price	Drive Hub
	A	9 1/4" X 10"	BIM-SZ015100	58100-93733-019	\$73.56	Rubber Bushing 10 Splines

20 – 30 hp Thru-Hub Exhaust, and 10 Tooth Spline

DT 25C.....1989 & Newer DT 20,25.....1987 – 1988 DT 30,30C.....1987 – 1997 DF 25.....4stroke 2000 & Newer DF 30.....4 stroke 2000 & Newer

Photo	Class	Diameter x Pitch	Vicprop Part No.	OEM Part No.	Price	Drive Hub
	B	10 1/4" X 11"	BIM-SZ030110	58100-96420-019	\$88.80	Rubber Bushing 10 Splines

To Order, Call 1-800-665-0616, or Fax (250) 743-0944, or email sales@vicprop.com




Suzuki




35 – 65 hp Thru-Hub Exhaust, and 13 Tooth Spline

DT 35C.....1987 – 1990 DT 50,50M.....1983 – 1984 DT 60.....1983 – 1984 DF 40.....4 stroke 1999 & Newer
 DT 40.....1983 & Newer DT 55.....1985 - 1996 DT 65.....1985 – 1997 DF 50.....4 stroke 1999 & Newer

Photo	Class	Diameter x Pitch	Vicprop Part No.	OEM Part No.	Price	Drive Hub
	C	11 1/2" X 11"	BIM-SZ040110	58100-95222-019	\$104.05	Rubber Bushing 13 Splines
		11 1/2" X 12"	BIM-SZ040120	58100-95393-019		
		11 1/2" X 13"	BIM-SZ050130	58100-94313-019		
		11 1/2" X 14"	BIM-SZ050140	58100-95353-019		


60 – 140 hp Thru-Hub Exhaust, and 13 Tooth Spline

DF 60,70.....4 stroke 1998 & Newer DT 75.....1983 – 1991 DT 85.....1979 – 1991 DT 100.....1989 & Newer DT 115,140.....1981 - 1991
 DT 75.....1992 – 1997 DT 85.....1992 & Newer DT 90.....1989 – 1997 DT 115,140.....1992 & Newer

Photo	Class	Diameter x Pitch	Vicprop Part No.	OEM Part No.	Price	Drive Hub
	D	13 1/2" X 15"	BIM-SZ115150	58100-95500-019	\$123.12	Rubber Bushing 13 Splines
		13 1/4" X 17"	BIM-SZ115170	58100-95511-019		

90 – 140 hp 4 Stroke Thru-Hub Exhaust, and 15 Tooth Spline

DF 90.....2001 & Newer DF 115.....2001 & Newer DF 140.....2001 & Newer

Photo	Class	Diameter x Pitch	Vicprop Part No.	OEM Part No.	Price	Drive Hub
	D	14" X 15"	BIM-SZ140150	58100-90J41-019	\$138.36	Rubber Bushing 15 Splines
		14" X 17"	BIM-SZ140170	58100-90J00-019		
		14" X 19"	BIM-SZ140190	58100-90J10-019		
		14" X 21"	BIM-SZ140210	58100-90J20-019		

Tohatsu / Nissan



8 – 9.8 hp

Thru-Hub Exhaust, and 12 Tooth Spline


8 hp.....2 stroke All Years 8 hp.....NSF8 4 stroke All Years 9.8 hp.....MFS9.8 - 4 stroke All Years Mercury 8 hp.....4 stroke 2005 & Newer
 8 hp.....MFS8 4 stroke All Years 9.8 hp.....2 stroke All Years 9.8 hp.....NSF9.8 – 4 stroke All Years

Photo	Class	Diameter x Pitch	Vicprop Part No.	OEM Part No.	Price	Drive Hub
	A	8 1/2" x 7"	BIM-TN008070	3B2-64513-0	\$85.32	Rubber Bushing 12 Splines

9.9 – 18 hp

Thru-Hub Exhaust, and 14 Tooth Spline


9.9 hp.....1984 & Newer 12 hp.....1985 – 1988 15, 18 hp.....1985 & Newer
 9.9 hp.....4 stroke 2000 & Newer 15 hp.....4 stroke 2000 & Newer 18 hp.....4 stroke 2001 & Newer

Photo	Class	Diameter x Pitch	Vicprop Part No.	OEM Part No.	Price	Drive Hub
	A	9 1/4" X 8"	BIM-TN015080	3BAB64516-0	\$85.32	Rubber Bushing 14 Splines
		9 1/4" X 9"	BIM-TN015090	3BAB64518-0		
		9 1/4" X 9 3/4"	BIM-TN015097			
		9 1/4" X 10 1/2"	BIM-TN015105	3BAB64521-0		

25 – 30 hp

Thru-Hub Exhaust, and 10 Tooth Spline

25 hp.....1986 & Newer 30 hp.....1985 & Newer Mercury 25 hp.....4 stroke 2006 & Newer
 Mercury 30 hp.....4 stroke 2006 & Newer


Photo	Class	Diameter x Pitch	Vicprop Part No.	OEM Part No.	Price	Drive Hub
	B	9 7/8" X 9"	BIM-TN030090	3R0B64518-0	\$91.06	Rubber Bushing 10 Splines
		9 7/8" X 10"	BIM-TN030100	3R0B64521-0		
		9 7/8" X 11"	BIM-TN030110	3R0B64523-0		
		9 7/8" X 12"	BIM-TN030120	3R0B64525-0		

Tohatsu / Nissan




25 – 30 hp Thru-Hub Exhaust, and 10 Tooth Spline

25 hp.....1986 & Newer 30 hp.....1985 & Newer Mercury 25 hp.....4 stroke 2006 & Newer
Mercury 30 hp.....4 stroke 2006 & Newer

Photo	Class	Diameter x Pitch	Vicprop Part No.	OEM Part No.	Price	Drive Hub
	B	9 7/8" X 9"	BIM-TN030090	3R0B64518-0	\$91.06	Rubber Bushing 10 Splines
		9 7/8" X 10"	BIM-TN030100	3R0B64521-0		
		9 7/8" X 11"	BIM-TN030110	3R0B64523-0		
		9 7/8" X 12"	BIM-TN030120	3R0B64525-0		

35 – 70 hp Thru-Hub Exhaust, and 13 Tooth Spline

35 hp.....35B only thru 1984 50 hp.....1992 & Newer 50 hp.....50C only 1987 – 1991 60 hp.....60A 1986 & Newer
40 hp.....1984 & Newer 50 hp.....50D only 1991 55 hp.....1981 – 1988 70 hp.....70A & 70B 1981 & Newer

Photo	Class	Diameter x Pitch	Vicprop Part No.	OEM Part No.	Price	Drive Hub
	C	12 1/4" X 9"	BIM-TN040090	3T5B64518-0	\$104.51	Rubber Bushing 13 Splines
		11 3/4" X 10"	BIM-TN040100			
		11 5/8" X 11"	BIM-TN040110	3T5B64523-0		
		11 3/8" X 12"	BIM-TN040120	3T5B64525-0		
		11 1/8" X 13"	BIM-TN040130	3T5B64527-0		
		11 1/4" X 14"	BIM-TN040140	3T5B64529-0		

To Order, Call 1-800-665-0616, or Fax (250) 743-0944, or email sales@vicprop.com




Tohatsu / Nissan



60 – 140 hp Thru-Hub Exhaust, and 15 Tooth Spline

60C large gearcase thru 1999 90 hp.....1987 & Newer 120 hp.....1988 & Newer
 70C large gearcase all years 115 hp 1992 & Newer 140 hp.....1988 & Newer

Photo	Class	Diameter x Pitch	Vicprop Part No.	OEM Part No.	Price	Drive Hub
	D	13 5/8" X 13"	BIM-TN140130	3N4B64527-1	\$127.18	Rubber Bushing 15 Splines
		13 1/2" X 15"	BIM-TN140150	3N4B64532-1		
		13 1/4" X 17"	BIM-TN140170	3N4B64536-1		
		13" X 19"	BIM-TN140190	3N4B64541-1		
		12 5/8" X 21"	BIM-TN140210	3N4B64545-1		

To Order, Call 1-800-665-0616, or Fax (250) 743-0944, or email sales@vicprop.com




Yamaha

YAMAHA

9.9 – 15 hp Thru-Hub Exhaust, and 8 Tooth Spline

9.9 hp.....1984 & Newer

15 hp.....1984 & Newer

Photo	Class	Diameter x Pitch	Vicprop Part No.	OEM Part No.	Price	Drive Hub
	A	9 1/4" X 8"	BIM-YH015080	683-45947-00-EL	\$85.32	Rubber Bushing 8 Splines
		9 1/4" X 9"	BIM-YH015090	683-45945-00-EL		
		9 1/4" X 9 3/4"	BIM-YH015097	683-45952-00-EL		
		9 1/4" X 10 1/2"	BIM-YH015105	683-45943-00-EL		

20 – 30 hp Thru-Hub Exhaust, and 10 Tooth Spline


20 hp.....1996 – 1997

25 hp.....4 stroke 2001

30 hp.....1979 & Newer

25 hp.....1980 & Newer

30 hp.....4 stroke 2001

Photo	Class	Diameter x Pitch	Vicprop Part No.	OEM Part No.	Price	Drive Hub
	B	9 7/8" X 9"	BIM-YH030090	664-45941-01-EL	\$91.06	Rubber Bushing 10 Splines
		9 7/8" X 10 1/2"	BIM-YH030105	664-45945-00-EL		
		9 7/8" X 11 1/4"	BIM-YH030112	664-45947-01-EL		
		9 7/8" X 12"	BIM-YH030120	664-45954-00-EL		
		9 7/8" X 13"	BIM-YH030130	664-45949-02-EL		

To Order, Call 1-800-665-0616, or Fax (250) 743-0944, or email sales@vicprop.com



 BaekSan Propeller Co., Ltd.

Yamaha

YAMAHA


40 – 60 hp Thru-Hub Exhaust, and 13 Tooth Spline

40 hp.....1984 & Newer 50 hp.....Not T50 1984 & Newer 60 hp.....1976 – 1991 FS50 hp.....4 stroke 1995 & Newer
 48 hp.....1995 & Newer 55 hp.....1976 - 1995 FS40 hp.....4 stroke 1999 & Newer FS60 hp.....4 stroke 1999 & Newer

Photo	Class	Diameter x Pitch	Vicprop Part No.	OEM Part No.	Price	Drive Hub
	C	12 1/4" X 9"	BIM-YH050090	663-45956-01-EL	\$104.51	Rubber Bushing 13 Splines
		11 3/4" X 10"	BIM-YH050100	663-45954-01-EL		
		11 5/8" X 11"	BIM-YH050110	663-45947-02-EL		
		11 3/8" X 12"	BIM-YH050120	663-45952-02-EL		
		10 3/8" x 13"	BIM-YH040130	6H5-45945-00-EL		
		11 1/8" X 13"	BIM-YH050130	663-45945-02-EL		
		11 1/4" X 14"	BIM-YH050140	663-45958-01-EL		

50 – 130 hp Thru-Hub Exhaust, and 15 Tooth Spline

T50 hp.....1996 & Newer 75 hp.....1994 & Newer 90 hp.....1994 & Newer FS90 hp.....4 stroke 1999 & Newer
 60 hp.....1992 & Newer 80 hp.....1997 115 hp.....1984 & Newer FS100 hp.....4 stroke 1999 & Newer
 70 hp.....1984 & Newer 85 hp.....1991 – 1997 130 hp.....1984 & Newer FS115 hp.....4 stroke 2000 & Newer

Photo	Class	Diameter x Pitch	Vicprop Part No.	OEM Part No.	Price	Drive Hub
	D	13 5/8" X 13"	BIM-YH115130	6E5-45949-00-EL	\$127.18	Rubber Bushing 15 Splines
		13 1/2" X 15"	BIM-YH115150	6E5-45947-00-EL		
		13 1/4" X 17"	BIM-YH115170	6E5-45945-01-EL		
		13" X 19"	BIM-YH115190	6E5-45941-00-EL		
		12 5/8" X 21"	BIM-YH115210	6E5-45943-00-EL		


To Order, Call 1-800-665-0616, or Fax (250) 743-0944, or email sales@vicprop.com

Yamaha

YAMAHA

150 – 300 hp Thru-Hub Exhaust, and 15 Tooth Spline

150 hp.....1986 & Newer	200 hp.....1984 & Newer	225 hp.....Excel 1987 - 1988	250 hp.....VMax 2001	300 hp.....2003 & Newer
150 hp.....4 stroke 2004 & Newer	200 hp.....VMax 2001	225 hp.....1986 & Newer	F200 hp.....4 stroke 2002 & Newer	300 hp.....DI 2004 & Newer
175 hp.....1984 & Newer	220 hp.....Special 1984 - 1985	250 hp.....1990 & Newer	F225 hp.....4 stroke 2002 & Newer	

Photo	Class	Diameter x Pitch	Vicprop Part No.	OEM Part No.	Price	Drive Hub
	E	15 1/4" X 15"	BIM-YH150150	6G5-45941-01-98	\$141.14	Rubber Bushing 15 Splines
		14 1/2" X 17"	BIM-YH150170	6G5-45947-01-98		
		14" X 19"	BIM-YH150190	6G5-45945-01-98		
		13 3/4" X 21"	BIM-YH150210	6G5-45943-01-98		
		13 1/2" X 23"	BIM-YH150230	6G5-45949-00-98		

To Order, Call 1-800-665-0616, or Fax (250) 743-0944, or email sales@vicprop.com


BS.PRO
 BaekSan Propeller Co., Ltd.

MerCruiser



MerCruiser, Alpha One, Bravo One Thru-Hub Exhaust, and 15 Tooth Spline

Models 1A, 1B, 1C	Models 225S, 233, 255TRS	200 – 290 hp 1983 - 1985	262, 350, 254 Magnum all years	320 EFI, 350, 454 Mag Bravo I
Models 120, 140, 145 DTS	Models 260, 280TRS, 330TRS	2.5L – 5.7L Alpha One all years	320 EFI Alpha One all years	5.0L – 7.4L Bravo I all years
Models 165, 228, 470, 485, 888, 898	120 – 190 hp 1983 - 1985	6.2L MPI Alpha One all years	D2.8L – D7.3L Diesel all years	

Photo	Class	Diameter x Pitch	Vicprop Part No.	OEM Part No.	Price	Drive Hub
	E	16" X 13"	BIM-MM250130	48-78114A45	\$138.36	Drop in hub kit, BPC Hub D/E-M-PB, supplied with propeller 15 tooth spline
		15 1/4" X 15"	BIM-MM250150	48-78116A45		
		15" X 17"	BIM-MM250170	48-832828A45		
		14 1/2" X 19"	BIM-MM250190	48-832830A45		
		14 1/4" X 21"	BIM-MM250210	48-823832A45		
		14" X 23"	BIM-MM250230	48-832834A45		
		16" X 13"	BIM-MM250130NH		\$118.36	Prop only – No hub Kit.
		15 1/4" X 15"	BIM-MM250150NH			
		15" X 17"	BIM-MM250170NH			
		14 1/2" X 19"	BIM-MM250190NH			
		14 1/4" X 21"	BIM-MM250210NH			
		14" X 23"	BIM-MM250230NH			

OMC



Model 400, Cobra Thru-Hub Exhaust, and 13 Tooth Spline

Model 400	Cobra
2.3L (120hp).....thru 1991	2.3L (128hp).....1988 – 1991
2.5L (120hp).....1978 – 1984	2.5L (120hp).....1985 – 1987
3.0L (140hp).....thru 1989	3.0L (140hp).....1985 - 1987

Photo	Class	Diameter x Pitch	Vicprop Part No.	OEM Part No.	Price	Drive Hub
	D	14" X 13"	BIM-JE140130	763302	\$123.12	Rubber Bushing 13 Splines
		13 3/4" X 15"	BIM-JE140150	763466		
		14" X 17"	BIM-JE140170	763463		

To Order, Call 1-800-665-0616, or Fax (250) 743-0944, or email sales@vicprop.com




OMC



**Model 800, King Cobra, Cobra, Sea Drive 4 3/4" gearcase
Thru-Hub Exhaust, and 15 Tooth Spline**

3.0L – 8.2L non SX Drive 1990 – 93 5.8L Cobra.....1989 – 1993 Sea Drive 2.0L – 4.0L.....all years Includes H.O. & EFI Models


Photo	Class	Diameter x Pitch	Vicprop Part No.	OEM Part No.	Price	Drive Hub
	E	15 1/2" X 13"	BIM-JE250130	763453	\$138.36	Rubber Bushing 15 Splines
		15 1/2" X 15"	BIM-JE250150	763471		
		15" X 17"	BIM-JE250170	763467		

Volvo Penta



**SX Cobra, Volvo Penta SX
Thru-Hub Exhaust, and 19 Tooth Spline**

3.0L.....1994 & Newer 4.3L.....1994& Newer 5.0L.....1994 & Newer 5.7L.....1994 & Newer 5.8L.....1994 – 1997 7.4L.....1997 & Newer 8.2L.....1997

Photo	Class	Diameter x Pitch	Vicprop Part No.	OEM Part No.	Price	Drive Hub
	E	15 1/2" X 13"	BIM-VSX130	3855477	\$181.65	Rubber Bushing 19 Splines
		15 1/2" X 15'	BIM-VSX150	3855479		
		15" X 17"	BIM-VSX170	3855480		

To Order, Call 1-800-665-0616, or Fax (250) 743-0944, or email sales@vicprop.com



Volvo Penta



Volvo Penta Duo-Prop

“A” Series for Diesel. Front prop – 3 blades, Rear prop – 4 blades

“B” Series for Gasoline. Front prop – 3 blades, Rear prop – 3 blades

Photo	Class	Series		Vicprop Part No.	OEM Part No.	Price	Drive Hub
	D/P	A3	Front	BIM-VDPA3F	854776	\$352.62	Rubber Bushing Front 27 Splines Rear 19 Splines
			Rear	BIM-VDPA3R	854786	\$352.62	
			Set	BIM-VDPA3 SET	854766	\$694.56	
		A4	Front	BIM-VDPA4F	854777	\$352.62	
			Rear	BIM-VDPA4R	854787	\$352.62	
			Set	BIM-VDPA4 SET	854767	\$694.56	
		A5	Front	BIM-VDPA5F	854778	\$352.62	
			Rear	BIM-VDPA5R	854788	\$352.62	
			Set	BIM-VDPA5 SET	854768	\$694.56	
		A6	Front	BIM-VDPA6F	854779	\$352.62	
			Rear	BIM-VDPA6R	854789	\$352.62	
			Set	BIM-VDPA6 SET	854769	\$694.56	
		A7	Front	BIM-VDPA7F	854780	\$352.62	
			Rear	BIM-VDPA7R	854790	\$352.62	
			Set	BIM-VDPA7 SET	854770	\$694.56	
	D/P	B3	Front	BIM-VDPB3F	854824	\$352.62	
			Rear	BIM-VDPB3R	854832	\$352.62	
			Set	BIM-VDPB3 SET	854816	\$694.56	
		B4	Front	BIM-VDPB4F	854825	\$352.62	
			Rear	BIM-VDPB4R	854833	\$352.62	
			Set	BIM-VDPB4 SET	854817	\$694.56	
		B5	Front	BIM-VDPB5F	854826	\$352.62	
			Rear	BIM-VDPB5R	854834	\$352.62	
			Set	BIM-VDPB5 SET	854818	\$694.56	
		B6	Front	BIM-VDPB6F	854827	\$352.62	
			Rear	BIM-VDPB6R	854835	\$352.62	
			Set	BIM-VDPB6 SET	854819	\$694.56	
		B7	Front	BIM-VDPB7F	854828	\$352.62	
			Rear	BIM-VDPB7R	854836	\$352.62	
			Set	BIM-VDPB7 SET	854820	\$694.56	

To Order, Call 1-800-665-0616, or Fax (250) 743-0944, or email sales@vicprop.com

Propeller Hardware

Photo	Series	Description	Vicprop Part No.	HMS Part No.	Price
 	A 9.9 ~ 15	Mercury rubber hub	BPC Hub A-M-RB	VS-55	\$14.73
		Johnson rubber hub	BPC Hub A-J-RB	VS-20	\$13.51
		Suzuki rubber hub	BPC Hub A-S-RB	364	\$13.06
		Tohatsu rubber hub	BPC Hub A-T-RB	VS-46	\$14.76
		Yamaha rubber hub	BPC Hub A-Y-RB	VS-51	\$14.76
	B 20 ~ 30	Mercury rubber hub	BPC Hub B-M-RB	VS-42	\$15.92
		Johnson rubber hub	BPC Hub B-J-RB	VS-26	\$15.73
		Suzuki rubber hub	BPC Hub B-S-RB	VS-43	\$14.96
		Tohatsu rubber hub	BPC Hub B-T-RB	VS-54	\$14.76
		Yamaha rubber hub	BPC Hub B-Y-RB	VS-44	\$14.76
	C 40 ~ 50	Mercury rubber hub	BPC Hub C-M-RB	VS-15	\$22.14
		Johnson rubber hub	BPC Hub C-J-RB	VS-25	\$18.61
		Suzuki rubber hub	BPC Hub C-S-RB	VS-34	\$18.02
		Yamaha rubber hub	BPC Hub C-Y-RB	VS-34	\$18.02
	D 60 ~ 140	Mercury Hub Kit	BPC Hub D/E-M-PB	-	\$32.00
Johnson rubber hub		BPC Hub D-J-RB	VS-5	\$23.51	
Suzuki rubber hub		BPC Hub D-S-RB	VS-5	\$23.51	
Honda Hub Kit		BPC Hub D-H-PB	-	\$32.00	
Yamaha rubber hub		BPC Hub D-Y-RB	VS-8	\$23.31	
E 135 ~ up	Mercury Hub Kit	BPC Hub D/E-M-PB	-	\$32.00	
	Johnson rubber hub	BPC Hub E-J-RB	VS-11	\$23.31	
	Yamaha rubber hub	BPC Hub E-Y-RB	VS-8	\$23.31	
	Volvo D/P front	BPC Hub VDP-F	VS-38	\$72.79	
	Volvo D/P rear	BPC Hub VDP-R	VS-39	\$72.79	
Note – Hub kits do not include the tab washer. Tab washers are available separately, Mercury part no. 14-816629.					
Miscellaneous Parts	Hub Kit Plastic Sleeve Only	BPC Hub D/E Sleeve	VSP-52	\$10.92	
	Fwd Thrust Washer Merc D/E	BPC Hub D/E-M-washer	-	\$16.55	
	Fwd Thrust Washer Honda D	BPC Hub D-H-washer	-	\$16.55	
	Mercury D/E tab washer	14-816629	-	\$2.80	
	Mercury C tab washer	14-34817	-	\$1.45	

To Order, Call 1-800-665-0616, or Fax (250) 743-0944, or email sales@vicprop.com